

IYT Worldwide


9-3151 Lakeshore Road
Suite 482
Kelowna, BC
V1W 3S9



Step.1



All IYTworld students, instructors, examiners and school owners/ administrators need to register and receive a unique IYT account number.



Step.2



Before register for your student's profile, please read message below.

IYT Message ✕

All iytworld students, instructors, examiners and school owners/administrators need to register and receive a unique IYT account ID profile/number. Please do not create 2 profiles for same person.

Example: John Doe, IYT account ID 100001, holds IYT student certificates, is an IYT instructor, owns an IYT partner school, works in the administration department of a partner school. .

If you are already a registered user and have an IYT account ID, please close this message and log in.
If you have not registered, please close this message and proceed with the registration process to receive your unique IYT account ID.

Please note that only one IYT account ID should be held by an individual. Your account will contain your unique profile information, including an appropriate headshot photograph, and is used by IYT for certifying students, receiving new school and instructor applications, and much more.

- **Instructor Application:** If you already have an IYT account ID please [click here](#) to complete the instructor application.
- **Partner School Application:** If you already have an IYT account ID please [click here](#) to complete the partner school application

If you wish to apply as instructor or partner school and do not have an IYT account ID, please close this message and proceed with the registration process to receive your unique IYT account ID. After registering you will be able to complete an application.

Step.3



Each user requires a unique email address. Family members **cannot** share an email address for their student profile.

REGISTRATION

Information: Point mouse to icon

The registration form for Step 3 is titled "Contact Details" and includes tabs for "Address", "Shipping Address", "Photo", and "Identification". The form contains the following fields:

- First Name: Tom
- Middle Name: (empty)
- Family Name/Surname: Brown
- Email: tombrown@gmail.com
- Password: (masked with dots)
- Verify Password: (masked with dots)

Each field has an information icon (i) to its right. A red bracket groups the First Name, Middle Name, and Family Name/Surname fields. The "Next →" button is circled in red at the bottom right.

Step.4



If there is a different shipping address from the permanent address, uncheck the box and it will prompt for you to enter the shipping address.

The registration form for Step 4 is titled "Address" and includes tabs for "Membership Type", "School Details", "Contact Details", "Shipping Address", and "Photo". The form contains the following fields:

- country: Canada
- state: British Columbia
- Address Line1: 123 Main Street
- Address Line2: (empty)
- postcode: a1a 2b2
- city: Anytown
- Telephone: 1234567890
- Telephone2: (empty)
- fax: (empty)

Below the fields is a checkbox labeled "Shipping address is same :". A red arrow points from this checkbox to the "Shipping Address" tab. The "Previous" button is circled in red at the bottom left, and the "Next →" button is circled in red at the bottom right.

REGISTRATION

Information: Point mouse to icon

Membership Type
School Details
Contact Details
Address
Shipping Address
Photo

Identification
Confirm

country: Canada
State: Alberta
Address Line1:
Address Line2:
postcode:
City:
Telephone:
Telephone2:
fax:

Previous
Next

Step.5

After address(s) has been entered and completed, a photo needs to be uploaded. This needs to be one appropriate for use on a certification card. Please use a photo that is similar to a passport photo. Watch for too much sun and do not wear sunglasses or hats. A photo taken with a cell phone will usually suffice.

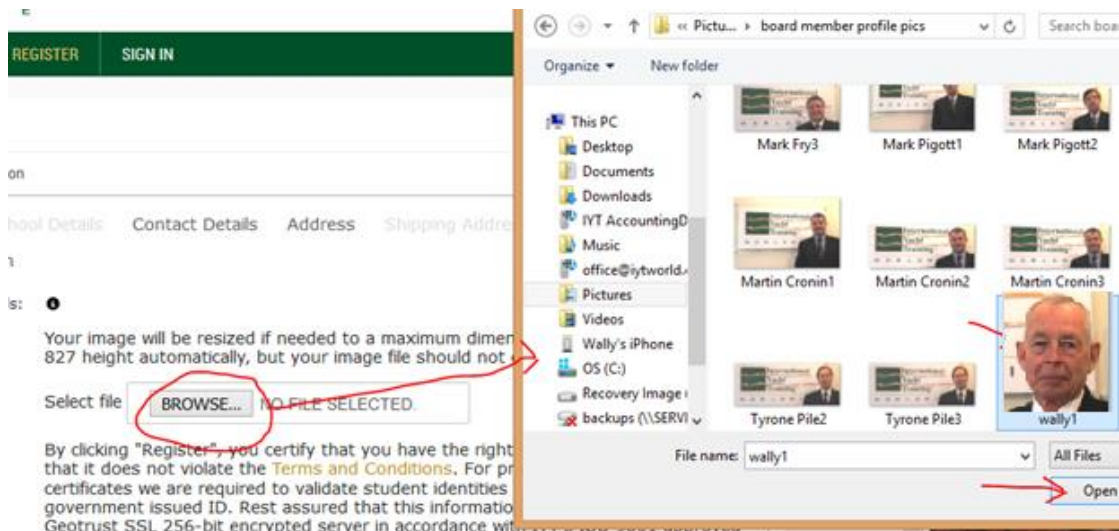
Membership Type
School Details
Contact Details
Address
Shipping Address
Photo

Identification
Confirm

Photo for Certification Cards:
Your image will be resized if needed to a maximum dimension of 591 pixels width x 827 height automatically, but your image file should not exceed 2048 KB.
Select file BROWSE... NO FILE SELECTED.
By clicking "Register", you certify that you have the right to distribute this photo and that it does not violate the Terms and Conditions. For professional and ICC certificates we are required to validate student identities via an acceptable form of government issued ID. Rest assured that this information is held securely on IYT's Geotrust SSL 256-bit encrypted server in accordance with IYT's ISO 9001 approved data management and security policy. In addition to that we have cloudflare secure access too. The information is visible only to yourself and authorized IYT administration staff

Gender: Male
Date Of Birth: January / 1 / 1980

Previous
Next



Step.6



Once the file is selected, please edit the photo (cropping, rotating, brightening) so you have a good version of your face for the certification cards.

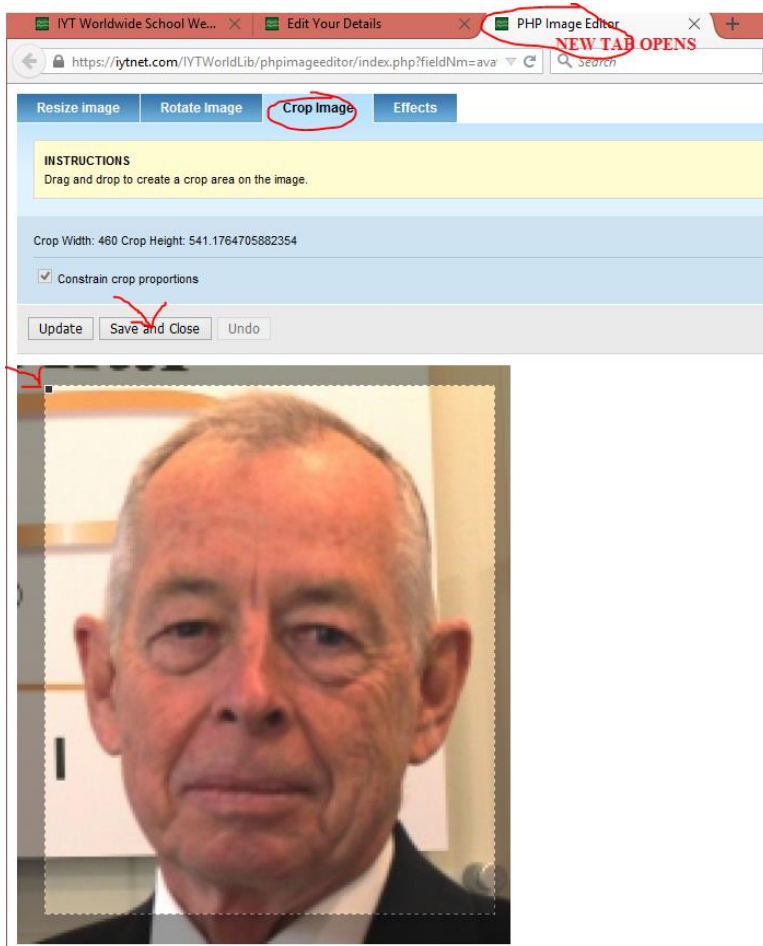
Certification Cards: 0

Your image will be resized if needed to a maximum dimension of 591 pixels 827 height automatically, but your image file should not exceed 2048 KB.

Select file NO FILE SELECTED.



By clicking "Register", you certify that you have the right to distribute this information that it does not violate the [Terms and Conditions](#). For professional and IC certificates we are required to validate student identities via an acceptable government issued ID. Rest assured that this information is held securely Geotrust SSL 256-bit encrypted server in accordance with IYT's ISO 9001:2015 data management and security policy. In addition to that we have double



Step.7



A copy of Government issued Identification (Driving license, Passport etc.) is required to validate the identity of the certificate holder. This file can be either an image or a pdf (scanned). A photo from a cell phone will usually suffice. Completion of the registration requires accepting the terms & conditions and entering the displayed code. Please not that the code letters are case sensitive.

Identification

Confirm

Country Of Birth:

Nationality:

Are you uploading Image or PDF ? : ☒ Photo ☐ Pdf

Upload Copy of Government Issued ID:

Your image will be resized if needed to a maximum dimension of 591 pixels width x 827 height automatically, but your image file should not exceed 2048 KB.

Select file NO FILE SELECTED.

By clicking "Register", you certify that you have the right to distribute this photo and that it does not violate the **Terms and Conditions**. For professional and ICC certificates we are required to validate student identities via an acceptable form of government issued ID. Rest assured that this information is held securely on IYT's Geotrust SSL 256-bit encrypted server in accordance with IYT's ISO 9001 approved data management and security policy. In addition to that we have cloudflare secure access too. The information is visible only to yourself and authorized IYT administration staff

Step.8



If you see this screen, then registration is complete. The newly assigned IYT Student ID Number is shown and an email is sent to the email address entered at the beginning of the registration.

REGISTRATION COMPLETE!

Thank you,

Tom Brown

for registering with IYT Worldwide.

Your IYT Student ID Number is: 154307

Please record this number for your records. A copy has been emailed to you.

You may now log in.